

# SCOV Pickleball Club

## Newsletter FEBRUARY 2020

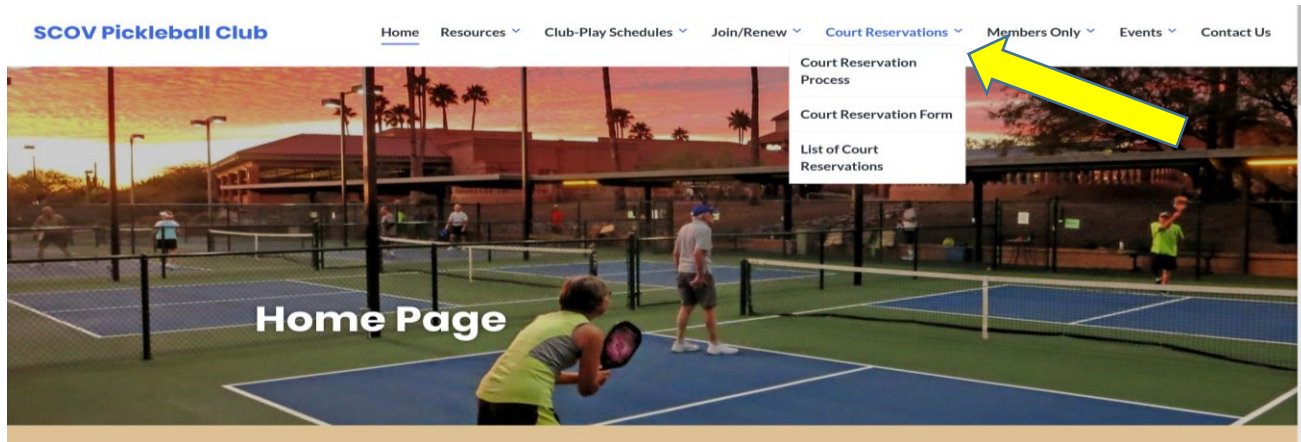
<https://scovpb.org>

### ***IN THIS ISSUE:***

- Court Reservation Process
- What's New on the Courts
- Club Activities
- Tips to Improve Your Play
- Mystery Member

*Happy Valentine's Day*

## CHECK OUT OUR WEBSITE!



Did you know you can reserve a court to play on during Open/Reserve times on the schedule? It's as simple as going to our website and clicking on the **Court Reservations** tab.

To Reserve a court, click on the **Court Reservation Form** page. Complete and submit the form.

For Instructions on how to reserve a court, click on the **Court Reservations Process** page.

### **PLEASE NOTE...**

- Court reservations can be made no earlier than 48 hours in advance
- You cannot reserve a court during designated Club Play times
- Make sure to first check which courts have already been reserved by clicking on the **List of Court Reservations** page
- Be respectful of your fellow club members by limiting the number of times you reserve a court.



## What's New on the Courts!

**2020 Paddle Stickers:** If you have paid your dues in the past 11 months and don't yet have a new blue paddle sticker make sure to see a board member for one. It is recommended that you use an ink marker or ball point pen to write your name and ICE phone number on the sticker (gel will smear) and cover the sticker with clear tape. Those who play in tournaments may want to attach the sticker with tape to facilitate detaching for tournament play and then reattaching for club play.

**New Tutor Plus Machine Training:** Before members can use this machine, you must be properly trained on how to use by either Nelson Brown or Craig Jones.

Clips have been placed on the courts for members to hang your bags to help prevent unwanted guests from hitching a ride home with you!

Forget to bring a hat to the courts?? There are "loaner hats and visors" that are hanging on one of the awning supports near Court One for you to borrow. Please return to the hook before leaving the courts.

Court light poles were recently painted.

The Lost and Found Bin will be emptied at the end of the winter schedule. Any items left in the bin will be donated to charity.

## JUST FOR OUR BEGINNERS!

### DID YOU KNOW....

A beginner's contact list is posted on our website under the members tab (password protected for members only). You can use this list to contact others of the same level to play with during the beginner's time slot or during open/reserve times.

If you would like to be added to this list please email Dave Burnham at [dburnhampton@gmail.com](mailto:dburnhampton@gmail.com). Make sure to include your name, email address and phone number.

### BEGINNER MENTORING PROGRAM

During each beginner's time slot (**Wed, Sat and Sun at 1:00PM**), there will be an experienced player present to provide tips on serving, hitting and play strategy as well as providing assistance with scoring and answering general club policy questions.

If you are a beginner level player, we hope you will take advantage of this service to improve your game, gain confidence in your playing ability and meet other club members.

**Pickleballers!** We need volunteers to fill vacancies on the Nominating and the Tournaments Committee. The club's committees are vital to keeping our club alive, bringing pickleball to Sun City as we know it. Please step up and volunteer. Contact John McConnaughey at [captain.faisua@gmail.com](mailto:captain.faisua@gmail.com)

**Nominating Committee:** The Nominating Committee really gears up in the Fall, and so this is a way for you to contribute if your Winter, Spring and Summer schedules are booked up. The committee's job consist of soliciting members to run for the BoD, administer the election at the general meeting, tallies the votes, and presents the election results to the President.

**Tournaments Committee:** The Tournaments Committee organizes the round robin tournaments we have and also puts out challenges to other groups such as Saddlebrook and Dove Mountain for some friendly competition with other HOA's.

## **SCOV PICKLEBALL CLUB LEAGUE PLAY... ARE YOU GAME!**


Several pickleball clubs have expressed an interest in forming pickleball leagues in the Tucson/Green Valley area. There are very successful pickleball leagues all over Phoenix and Case Grande. The ultimate goal is to have pickleball leagues all over the country similar to USTA Tennis leagues.

Tony Masterjohn and Judy MacGregor attended a conference call with representatives of Tucson area clubs interested in forming a future pickleball league. Greg Mather, the mastermind of the pickleball leagues in Phoenix gave a presentation on how to get leagues started in the Tucson area (beginning January of 2021). Participants on the call came from Green Valley, Voyager, Saddlebrook, Saddlebrook Ranch and SCOV. There is already a pickleball league at the OV Community Center organized by Sherry Circle. League pickleball will consist of three doubles teams per division.

In order to discover if there is any interest in forming pickleball teams out of the SCOV Pickleball Club we would like to propose a round robin fun pickleball event with other pickleball clubs in our area (Saddlebrook, Saddlebrook Ranch, and Oro Valley Community Center) initially, possibly adding Tucson Racquet Club and Voyager. Saturday afternoon would be the preferred day as the courts are available at that time.

The idea is to have three courts of doubles teams consisting of one women's team of 6 players, one men's team of 6 players and one mixed doubles team of 3 women and 3 men. We think we should consider a 3.0/3.5 level round robin. For the round robin it would be the best out of 3 games. If you split games there would be a 15 point tiebreaker in lieu of a full third game.

If you are interested in participating in this fun event, please contact Tony Masterjohn at [tmasterjohn15@gmail.com](mailto:tmasterjohn15@gmail.com). You will need to include your name, what team (women's, men's or mixed doubles) and what level you play (2.5, 3.0, 3.5, 4.0 or higher). This event will give everyone an idea of what participation in a pickleball league would feel like and whether or not it is something the SCOV pickleball club should pursue in the future.



## WANT TO IMPROVE YOUR GAME? WEEKLY SKILLS CLINICS ARE BACK!

Every Tuesday from 1PM to 2:30PM a skills clinic is offered to improve your confidence and competence on the court. Watch for the weekly email announcing the skill that is covered for the following Tuesday. Skills include:

SERVE AND RETURN OF SERVE

THIRD SHOT DROP

VOLLEY AND HALF VOLLEY

LOBS AND OVERHEAD SLAMS

PARTNERING SKILLS

Before attending a skills clinic, go to our website and review the videos and handouts on the skill being covered that week: <https://scovpb.org/skills-clinics-2/>

## NEXT STEPS...AFTER THE SKILLS CLINICS


We will begin providing time and instructors for drills each Tuesday from 1-2:30PM beginning February 18<sup>th</sup> and ending March 31<sup>st</sup>. We will provide drills covering all aspects of the game of pickleball.



## WANT TO BE A PICKLEBALL REFEREE!

We now have a referee training slot on Saturdays from 1-2:30. We play games while one trainee refs. Scenarios are used to test rules, practice scoring and keeping track of games. You can download the 2020 rulebook and referee handbook from the USAPA web site. Oro Valley Community center has a large ladder league and they are always looking for refs to give their members a tournament feel. Contact Jerry Tovatt at [tucsonduffer@me.com](mailto:tucsonduffer@me.com) if interested.

# Tips to Improve Your Play!



## OVERHEAD SLAMS

It is time to talk about the single most aggressive shot in pickleball - the overhead smash (or slam). While balls hit above the net can be volleyed aggressively, even to the extent of a swinging volley, nothing compares to the overhead. This is due to one factor - the height of the ball at contact point. A high ball allows the overhead to be hit downward using the leverage of a full arm extension and wrist snap (or pronation).

Overhead shot opportunities always result from an opponent's mistake, generally a lob that is either too low or too close to the kitchen. An overhead should be hit only when the ball is high enough that you can reach it with the center (sweet spot) of your paddle using a full arm extension. A volley should be used on any ball below that height. Hitting an overhead on a lower ball will usually result in a ball hit into the net.

The overhead is a forehand shot and, therefore, a forehand grip is necessary. Look up and point toward the ball with your non-paddle hand. Point your shoulder and your finger of your left hand (if you're right handed) up at the ball until just before you contact the ball. Keep your head up until the ball is long gone.

Aim at an open spot on the opponent's court or at the feet of an opponent, not at the body. Hitting at an opponent's feet makes for a very difficult return no matter how hard you strike the ball. Never back up to position for an overhead. Shuffle sideways or turn around and run into position. Backpedaling is a dangerous maneuver, do not backpedal!

Smash problems to look out for:

- The ball goes into the net caused by rushing or hitting on top of the ball - take time to get into position without running backwards.
- The ball goes long - instead of attempting to hit the ball as hard as possible, use less force and aim the ball.
- The shot has little power - hitting early (reaching) or late (behind the head) - slow down, get in position and control the shot.

Make sure to visit our website-Members Tab; Skills Clinics page-for videos on how to correctly implement the Overhead Smash. <https://scovpb.org/skills-clinics-2/>

# February Mystery Club Member...Who AM I?

I was born in northern Wisconsin on a cold December day. I grew up in a small city town of less than 1000 people and was the fourth of four children in my family. My oldest brother was 20 years older than me. Sports was my favorite pastime. I excelled in basketball, baseball and football and lettered in all those sports. I graduated third in my class of 37!

I attended River Falls and Eau Claire colleges and graduated with a business management degree. After graduating from college, I moved to Houston where my first job was assistant manager for Kmart Apparel. I then started working for State Farm Insurance in Houston and then was transferred to Austin where I finished my career that spanned 32 years.

While I was in Houston, I met my very understanding wife and was married. During this time in Houston, we were blessed with two daughters. When we moved to Austin, both our careers excelled. My daughters graduated from Round Rock High School and went to college. Both are married and are still living in Texas.

After I retired from State Farm, we were going to build a new home in the Austin area, but could not find the right house or location. While visiting my brother here in Tucson in March 2015, my wife, just to get out of the house, asked if we could look at homes here. We did, and guess what, we found a home we liked and made an offer. We packed up and moved to Arizona. Once we bought the home, we did not realize until we moved in that Sun City Oro Valley was a great place to live. We met many new friends here and enjoyed the activities at the center. Pickleball was a new sport to me. Once I learned to play, I became a competitive player and am now hooked on it.

I also like to hike and create stained glass pieces and have an interest in astronomy. When I am not playing pickleball or hiking, I volunteer my time at Impact of Southern Arizona. We now realize that where we live is the place we will stay for a long time. We love the mountains and the desert scenery, and we feel we made a right choice in moving to Oro Valley.

Can you guess who this mystery member is?? Their name can be found at the bottom of this page.



## Youth Advisory Council Pickleball

On Saturday, January 11 our club hosted an introductory session of Pickleball with the Oro Valley Youth Advisory Council. Jeff Rusch, Nelson Brown, John McConnaughey and Suze Foster introduced the game, practiced some basic skills and played a few games with six participants from the YAC. The students were very enthusiastic and did a great job learning the game. Everyone involved had a very fun time. We look forward to hosting future sessions. If you might be interested in being part of this activity, please contact Jeff Rusch for more info at [jffrusch@yahoo.com](mailto:jffrusch@yahoo.com) or (920)202-0007.

Did you guess who our February mystery member is? Thank you Tony Masterjohn for sharing with us!